
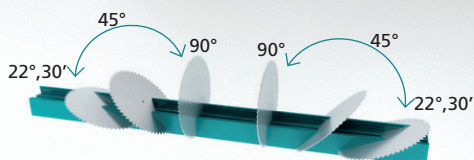


NOVA 600



NOVA 600/P



Double mitre cutting-off machine

ENG

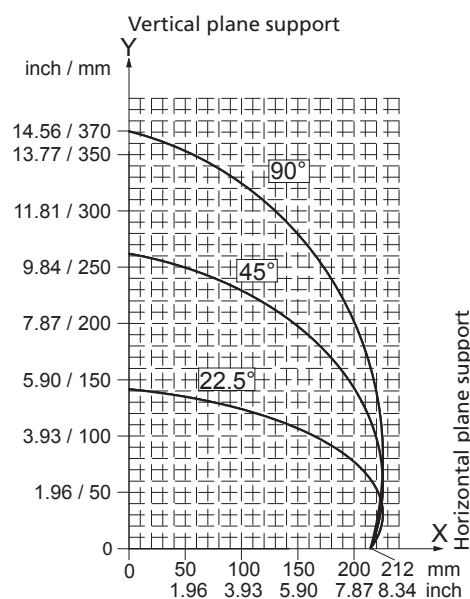
Double mitre cutting-off machine with automatic right head movable by numeric control. External pneumatic tilting of both heads to 90°, 45°, 22°30' with mechanical stops for intermediate degrees. Sawblade diam. 600 mm available with maximum cutting length of 4 and 5 meters.

Technical features:

- N. 2 saw blades diam. 600 mm.
- USB port.
- Pneumatic vertical and horizontal clamps.
- Protection of the blades.
- Movable side profile support roller conveyor.
- Software single cut, minimum cut, oversize cut and step-by-step cuts.
- NOVA 600-P: with control panel, 7" colour display touch screen.
- NOVA 600-C: with industrial PC, 17" LED colour screen.



NOVA 600/C



NOVA 600 cutting diagram

Models	Maximum cutting	Minimum cutting	Dimension	Weight	kW
NOVA 600/P	4000 mm - 158 in	380 mm - 15 in (45° - 90°) / 450 mm - 17.7 in (22°30')	7800x1650x1950 mm - 308x65x77 in	1600 kg - 3520 lb	6,5
NOVA 600/P	5000 mm - 197 in	380 mm - 15 in (45° - 90°) / 450 mm - 17.7 in (22°30')	8800x1650x1950 mm - 347x65x77 in	1700 kg - 3740 lb	6,5
NOVA 600/C	4000 mm - 158 in	380 mm - 15 in (45° - 90°) / 450 mm - 17.7 in (22°30')	8250x1800x1950 mm - 325x71x77 in	1650 kg - 3630 lb	6,5
NOVA 600/C	5000 mm - 197 in	380 mm - 15 in (45° - 90°) / 450 mm - 17.7 in (22°30')	9250x1800x1950 mm - 365x71x77 in	1750 kg - 3850 lb	6,5

Options: Profile central support pneumatically set; Clamp and support for automatic step by step cutting system; Movable console; Chips conveyor plate; Electronic profile thickness gauge; Driver for network connection; Label printer complete with software.

The specifications and illustrations in this catalogue are only a guide, ITALMAC S.r.l. therefore reserves the right to make any modifications it deems necessary for technical or commercial reasons.